



# *Sport Shooting*



Member of CIC – International Council  
for Game and Wildlife Conservation

Box: 1614  
Uitenhage 6230  
chasa@telkomsa.net  
www.chasa.co.za

**Confederation of Hunters  
Associations of SA**  
SAPS Accreditation Number 1300104

Tel: +27 41 922 5600  
Cell: +27 82 523 8201  
Fax: 0866 145 354

## *CHASASportskiet / CHASA Sport Shoot*



*CHASA Sportskiet / CHASA Sport Shoot*

**Provincial trials guidelines 2017**

**Any member** may take part in this shoot as a normal association member or as a dedicated sports shooter

**Requirements for the CHASA Sport Shoot Trails**

- Notice of the trials must be given.
- 2 Trails are to be held.

- Rules must be available to all participants.
- All rules must be enforced.

### Requirements for the Competitor to be awarded Provincial colors for CHASA Sport Shoot

- The member must have taken part in at least **two CHASA Sport Shoot competitions** prior to the trials
- For any class to come into consideration for recognition, a minimum of 6 participants per category per province per year cycle must have participated **and** meet the minimum requirements.
- The average two scores for a particular **year cycle** must be above 400 out of a possible 600.
- The top **Trial** score must be above 400 out of a possible 600.
- The best 4 in the various categories will be selected.

### General Notes

- Suppressors are allowed, no muzzle breaks
- Guns are always unloaded and safe, except on specific command of the RO
- Action partially closed; the round is chambered, the bolt is partially closed, only to prevent the round from falling out as the gun is handled
- If a shooter is unable to use the prone position, the next higher position is allowed – sit / kneel
- If a shooter cannot sit / kneel the next higher position is allowed - standing

The CHASA Sports Shooting ranking module is a website based ranking system for officially recording all the scores of CHASA Associations and members participating in CHASA Sports Shooting. For one to see one's results go to the [www.chasa.co.za](http://www.chasa.co.za) website. Click on the LOGIN button and enter your email address (as you provided to your association on their membership record). The password on first entry is "password" and you will be prompted to change it at first login. There is a reminder option should you forget your password.

The shooting table is registered with SASSCo – The South African Shooting Sport Confederation

**Any member** may take part in this shoot as a normal association member or as a dedicated sports shooter

**The minimum requirement to apply for the Dedicated Sport Shooting Status is as follows.**

- The member must have completed the **Sport Shooting exam**.
- The member must have taken part in at least **two competitions** prior to applying for dedicated status.
- If the above criteria are met, the member may apply for his or her Dedicated Sport Shooting Status.
- In order to keep the status, the member must take part in at least **two shoots** per year.
- It is also required to pay the annual SASSCo fee that is set by SASSCo from time to time.

### Annual Cycle

- The year cycle is between **1 August of a year to 31 July of the next year**.
- Acknowledgement of achievements will be announced annually at the September CHASA Board meeting.
- The member competes in the following year in the classification they ended in the last year

For the classification system to be effective the competition is a standard table that can be shot at any range in the country that offers 200m. The equipment or targets are of simple design which must be duplicated by all participating associations and used at all competitions. The competition is a series of **4 shoots**, (Springbok-, Impala-, Warthog- and Gong range) consisting of **5 shots each** for total of **20 shots**, to be shot on the prescribed targets, and according the rules stipulated below.

Each shoot total possible is **150 points**, so the full total is a possible **600 points**. All scores shot at association, provincial or national competitions must be forwarded to CHASA, who will compile and maintain classification records.

### The classification Rules;

Classification	% of Grand Total	Points	Grand Total
High Master	99%	591 and above	600
Master	96-98.99%	576 to 590	600
Expert	90-95.99%	540 to 575	600
Sharp Shooter	80-89.99%	480 to 539	600
Marksman	Below 79.99%	Up to 479	600

### Establishing a First Classification

A competitor will be officially classified by the association/CHASA when the total score for a minimum of 20 rounds has been posted. (1 competition)  
The entry level for all first-time competitors is Marksman.

### Re- classification – Upwards

A competitor will automatically be re-classified after a maximum of 40 shots (2 competitions) to the level determined by the average of the 2 shoots.

### Re-classification – Downwards

A competitor can request in writing to be re-classified downwards after 100 shots (5 competitions) to the level determined by the aggregate of the 5 shoots.

**RE-CLASSIFICATION DOWNWARD MAY ONLY BE DONE AT THE END OF A YEAR CYCLE**

### Note.

If after re-classification downward, a competitor regains his original vacated level, he/she will not again be re-classified below the latter.

### Categories of Participation

Rules for participation and Recognition

Description	Normal Members (Non Dedicated Sportsman Status)		Dedicated Sportsman Status	
<b>Criteria</b>	Any member of good standing that have participated in two or more shoots for a particular year cycle		Any member in good standing with both the member association and SASSCo and who has a Dedicated Sport Status and has participated in two or more shoots for a particular year cycle	
<b>Provincial Shoots</b>	Shoots are held in any province by CHASA associations in that province and these shoots takes place at association level and scores count towards the association		A member can participate in any shoot and in any province but will shoot as a member of the province where he/she resides in and the scores would count towards the province of residence	
<b>Year Cycle</b>	<b>01 August to 31 July</b> of each year		<b>01 August to 31 July</b> of each year	
<b>Categories</b>	Men Woman Juniors	Any man 19 years and older on 1 Aug of that year Any woman 19 years and older on 1 Aug of that year Any junior who is 18 and younger on 1Aug of that year	Men Woman Juniors	Any man 19 years and older on 1 Aug of that year Any woman 19 years and older on 1 Aug of that year Any junior who is 18 and younger on 1Aug of that year
	Any member competes in the class as at 1 August of the particular year for the rest of the year cycle			
<b>Class</b>	<b>.22 and larger Centrefire Rifles</b>			
	Standard Class	Centrefire Rifle <ul style="list-style-type: none"> <li>Any center fire rifle with scope magnification may not be set higher than 12X (where a higher magnification scope is used, it must be turned down to 12X)</li> <li>Crown measurement max 22mm</li> <li>Barrel length max 621mm</li> </ul>		
	Open Class	Centerfire Rifle <ul style="list-style-type: none"> <li>Any scope magnification</li> <li>Any barrel thickness</li> <li>Any barrel length</li> </ul>		

	Semi Auto Centre Fire Rifle	Any Centrefire Semi Auto Rifle
	<b>.22 Rim Fire Rifles (LR) not 22 Magnum</b>	
	Standard Class	Rimfire Rifle (LR) <ul style="list-style-type: none"> <li>Any (LR) rim fire rifle with scope magnification may not be set higher than 12X (where a higher magnification scope is used, it must be turned down to 12X)</li> <li>Crown measurement max 22mm</li> <li>Barrel length max 621mm</li> </ul>
	Open Class	<ul style="list-style-type: none"> <li>Any (LR) rim fire rifle with any scope magnification</li> <li>Any barrel thickness</li> <li>Any barrel length</li> </ul>
	Semi automatic rim fire rifles	<ul style="list-style-type: none"> <li>Any Semi-Automatic (LR) rimfire rifle.</li> <li>Any scope magnification</li> </ul>
	<b>Handgun</b>	
	Open	Any Hunting Handgun as per the minimum criteria set out for handgun hunting
<b>Recognition</b>	<p>Certificates and medals to be awarded for the top three national scores as follows: Men, Woman and Juniors For each classification (<i>refer to classification table</i>) For each Category of firearm</p> <p><i>Refer to the classification rules to determine top positions</i></p>	<p>Provincial colors and a medal are awarded on a provincial basis for: Top 4 – Men Top 4 – Woman Top 4 – Juniors</p> <p><i>Refer to the classification rules to determine top positions</i></p>

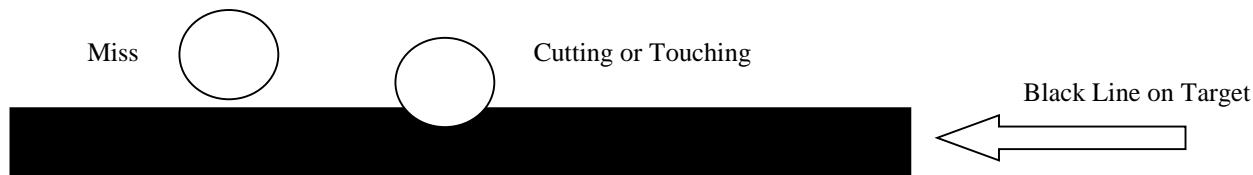
<p><b>Mean Qualification Standard for Provincial Colors</b></p>	<ul style="list-style-type: none"> <li>• Participated in a minimum of two shoots per category for a particular year cycle</li> <li>• For any class to come into consideration for recognition, a minimum of 6 participants per category per province per year cycle must have participated <b>and</b> meet the minimum requirements</li> <li>• Recognition is done on the basis of the classification you end up with for a particular year cycle</li> </ul>	<ul style="list-style-type: none"> <li>• Average of the two top scores for a particular year cycle must be above 400 out of a possible 600</li> <li>• Participants that have met all the criteria, may be selected to present their Province at the annual National Championships</li> </ul>

**Patching of all paper targets on shoots 1, 2 and 3.**

It is suggested that **frosted cello tape** or the **clear patches** available from CHASA be used to patch bullet holes to avoid target areas being obscured by patches, and also to try and prevent competitors from using a cluster of patches as an aiming point. This method also allows for targets to be put up and not changed for every detail.

**Rules:**

- 1) Starting with the bolt closed/down is considered a safety infringement and will result in disqualification from that shoot.
- 2) Cheating or unsportsmanlike behavior – disqualification.
- 3) Shooting on a competitors target will result in no score for the shots so fired by the transgressor.
- 4) Extra shots fired on a competitors target in error by another competitor will be scored as follows;
  - a. If the calibers are the same and the holes cannot be differentiated, then the competitor benefits by the highest 5 scoring shots accruing to his score.
  - b. If the calibers are different and can be determined as such by the scorer, then those shots do not count and the 5 shots fired by the individual are used for his/her score.
- 5) If a competitor through his own error fires more than the required number of shots, he will be scored the required number of hits of the lowest values.
- 6) Any shot **cutting or touching** a scoring line is given the higher value.
- 7) Any shots **cutting or touching** the outside of the animal line where the score on the inside of the line is minus will be scored as a minus.



- 8) Any shots fired over the time limit will incur a penalty equal to the highest score (30 points) per shot so fired.
- 9) Coaching is prohibited during a competition.
- 10) Unsafe or incompetent firearm handling – disqualification.
- 11) Standard range safety rules must not be infringed.

### **Decisions on Ties**

If a tie score is posted by competitors in one of the shoots, the winner is decided as follows;

- a) The person with the most “V-bulls” is the winner
- b) If there is still a tie then the number of “V-bulls”, starting at Springbok, then Impala and then Warthog target determines the winner.

If there is still a tie, then the Match Director is to arrange a shootout on the plates (Shoot 4), sitting and then standing until a winner is determined.

### **Shoot Equipment.**

As per rules in different categories.

### **Table of results**

Each competitor must have his scores totalled to reflect his score out of 600 points.

It is of utmost importance to note the amount of V-Bulls as this is used to determine the winners in the event of a tie. Refer to **Decisions on Ties** above

## **Please note the following**

- **Member No and ID** – to be used to uniquely identify the member
- **Province** – The province is the province where the member resides and NOT the province where the shoot takes place
- **Class** –
  - 1 – Centrefire Open
  - 2 – Centrefire Semi Auto
  - 3 – Centrefire Standard
  - 4 – Rimfire Open
  - 5 – Rimfire Semi Auto
  - 6 – Rimfire Standard
  - 7 – Hunting Handgun
- **Category** –
  - Men
  - Woman




- Juniors

### **Please Note**

The official CHASA targets as shown below must be used. No other targets will be accepted

## Springbok



### **First Shoot** – 5 Shots

Centrefire Target–CHASA Springbok Target

.22 Target – 35% of Centrefire

**Distance** – Centre fire (200m) / .22 (70m)

**Equipment** – block (200x200x400) prone or

Harris type bipod

**Time** – 180 seconds (3 minutes)

### **Procedure**

Shooter may use a jacket or other material to protect rifle.

Normal 2 point slings may be used.

Load magazine and place rifle on block or ground with the action **halfway** open.

Shooter assumes the ready position behind the line.

**Starting line is 2 meters behind firing line.**

On the signal the shooter goes prone and then shoulders the rifle.

5 shots are fired within the time limit.

### **Score**

Brain – 30 points

Hart – 30 points

Nek – 20 points


Lung – 15 points

Snout – minus 15 points

Guts – minus 10 points

Any shot fired after the time limit incurs a 30 point penalty

## Rooibok / Impala



### Second shoot – 5 Shots

Centre fire -Target-CHASA Impala target

.22 Target – 40% of Centrefire

**Distance** – Centrefire (100m) / .22 (40m)

**Equipment** – None

**Time** – 120 seconds (2 minutes).

#### **Procedure**

Load magazine and place rifle **on ground with the action halfway open**. Shooter assumes the ready position behind the line.

**Starting line is 2 meters behind firing line.**

On the signal the shooter goes to the sitting or kneeling position and then shoulders the rifle. Normal 2 point slings may be used.

5 shots are fired within the time limit.

#### **Score**

Brain – 30 points

Hart – 30 points

Nek – 20 points

Lung – 15 points

Snout – minus 15 points

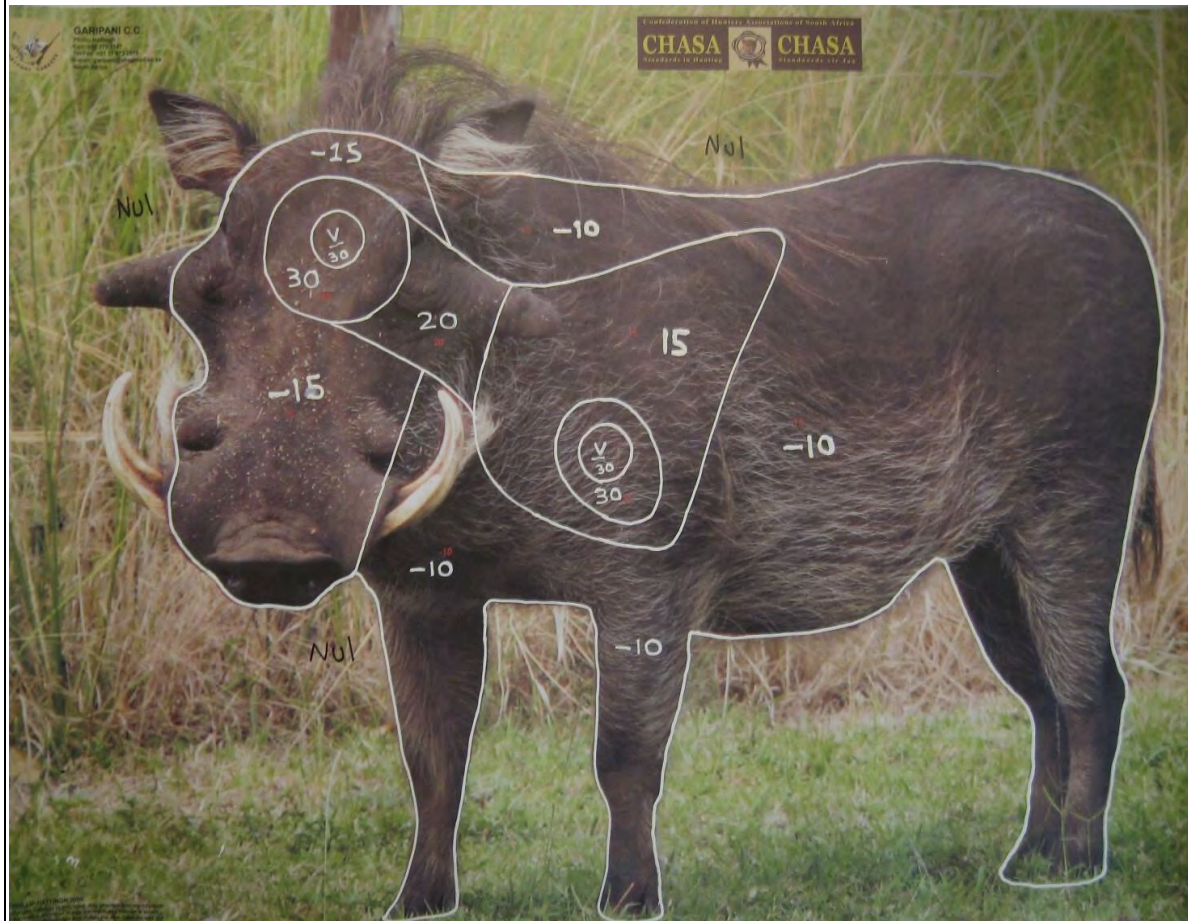
Guts – minus 10 points

Any shot fired after the time limit incurs a 30point penalty

**A barrier line 400mm above ground level to simulate knee high grass**

**Seniors may make use of a simple folding stool without backrest or armrest**

## Vlakovark / Warthog



### Third shoot – 5 Shots

Centrefire target – CHASA Warthog Target  
 .22 Target – 40% of centre fire

**Distance** – Centre fire (35m) / .22 (20m)

**Equipment** – None

**Time** – 50 seconds.

### **Procedure**

Load magazine and place rifle on ground with the action halfway open.

Shooter assumes the ready position behind the line.

On the signal the shooter shoulders the rifle and fires 5 shots within the time limit.

Normal 2 point slings may be used.

### **Score**

Brain – 30 points

Hart – 30 points

Nek – 20 points

Lung – 15 points

Snout – minus 15 points

Guts – minus 10 points

See **rules** for scoring details

Any shot fired after the time limit incurs a 30point penalty

**Gong shoot: Fourth shoot** – 5 shots

**Target** – 5 steel gongs, 200 mm in diameter, painted white

**Distance** – Gong 1:**150m**    Gong 2:**175m**    Gong 3:**200m**    Gong 4:**185m**    Gong 5:**200m**.

**Equipment** - Block (200x200x400) placed on ground.

**Time** – 120 seconds (2 minutes).

**Procedure**

Harris type bipods are allowed.

Normal 2 point slings may be used.

Load magazine and place rifle on block or ground with the **action halfway** open. Shooter assumes the ready position behind the line.

On the signal the shooter goes prone and then shoulders the rifle.

Gongs are to be engaged from left to right in strict sequence.

5 shots are fired within the time limit.

Only one shot per gong allowed

**Score**

Hit – 30 points

Miss – 0 points

Gong out of sequence – 0 points

Any shot fired after the time limit incurs a 30 point penalty

## **.22 Rimfire (not .22 Magnum)**

**Target** - 100mm x100mm steel gongs suspended on rubber belting in a diamond shape, painted white

**Distance** – Gong **1:50m**    Gong **2:60m**    Gong **3:75m**    Gong **4:65m**    Gong **5:75m**.

**Equipment** - Exactly like centre fire

**Time** – 120 seconds (2 minutes).

### **Procedure**

Harris type bipods are allowed.

Normal 2 point slings may be used.

Load magazine and place rifle on block or ground with the **action halfway** open. Shooter assumes the ready position behind the line.

On the signal the shooter goes prone and then shoulders the rifle.

Gongs are to be engaged from left to right in strict sequence.

5 shots are fired within the time limit.

Only one shot per gong allowed

### **Score**

Hit – 30 points

Miss – 0 points

Gong out of sequence – 0 points

Any shot fired after the time limit incurs a 30 point penalty

## **Hunting handgun**

Any Hunting Handgun as per the minimum criteria set out for handgun hunting

**Target** – 5 steel gongs, 200 mm in diameter, painted white

**Distance** – Gong 1:150m    Gong 2:175m    Gong 3:200m    Gong 4:185m    Gong 5:200m.

**Equipment** - Block (200x200x400) placed on ground.

Harris type bipod

**Time** – 120 seconds (2 minutes).

### **Procedure**

Exactly like centre fire, except for the **distances**

### **Distances**

Springbok **100m**

Impala **35m**

Warthog **20m**

